

Name \_\_\_\_\_ Date \_\_\_\_\_ Class Period \_\_\_\_\_

## Author Study and Sketch

**Directions:** Write the author's name in title box below the picture frame and sketch his/her likeness. Then, list the information in the appropriate boxes.

10 Facts about the Author

Memorable Character Quotations

Other Works by this Author

Story Themes

What I Like about this Author

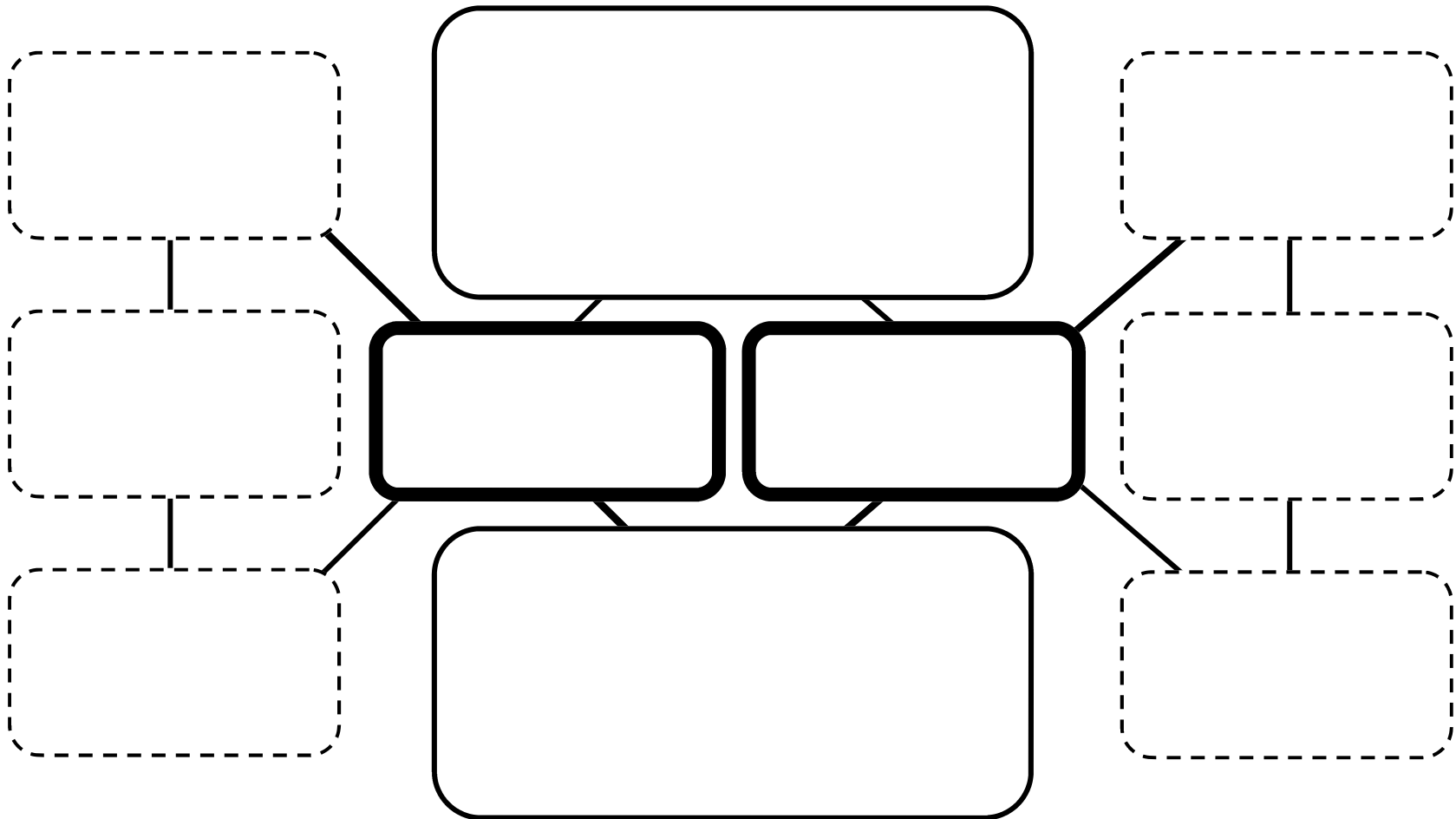
Name \_\_\_\_\_

Date \_\_\_\_\_

Class Period \_\_\_\_\_

## Double Boxes Map

**Directions:** Compare and contrast ideas with this graphic organizer. The heavy boxes are the two main ideas, the lighter boxes are the traits they share, and the dotted boxes are traits unique to each main idea.




Name \_\_\_\_\_ Date \_\_\_\_\_ Class Period \_\_\_\_\_


## KWL Chart on \_\_\_\_\_

**Directions:** Write your topic on the line above. Then, list the required information in the following areas as indicated.


What I **K**now



What I **W**ant to Know



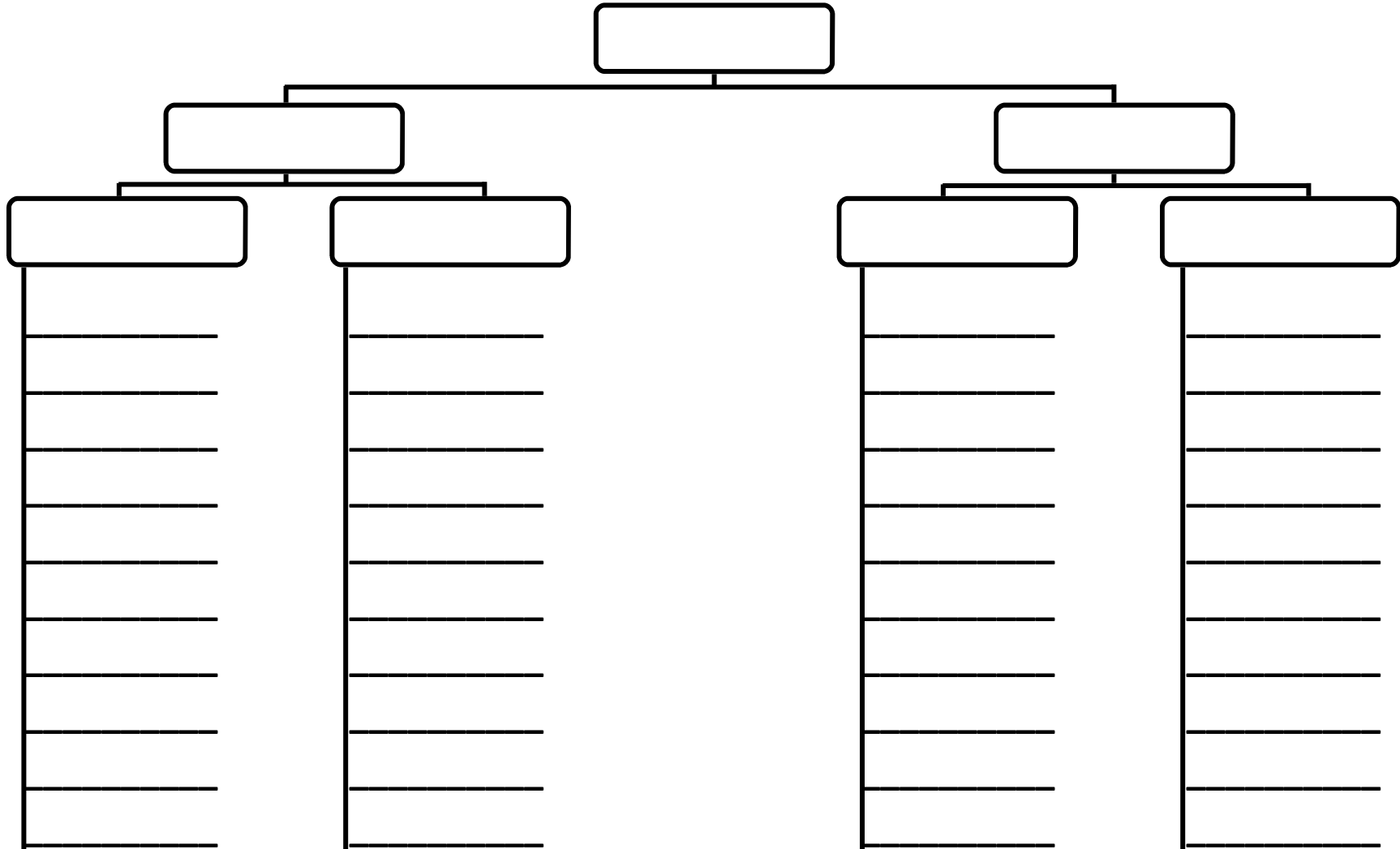
What I Want to **L**earn



Name \_\_\_\_\_ Date \_\_\_\_\_ Class Period \_\_\_\_\_

# Network Tree

**Directions:** This is a hierarchical chart, which is designed to show how things are organized. Follow your teachers directions as you proceed.



Name \_\_\_\_\_ Date \_\_\_\_\_ Class Period \_\_\_\_\_

# Observation Map

**Directions:** Write your topic in the top box. Then, list sensory details in the appropriate columns.

Topic: \_\_\_\_\_

Sight	Sound	Touch	Taste	Smell

Name \_\_\_\_\_

Date \_\_\_\_\_

Class Period \_\_\_\_\_

## Problem Analysis

**Directions:** List the required information in the following areas as indicated.

**People or Agencies Involved**

**The Problem**

**The Setting**

**The Events**



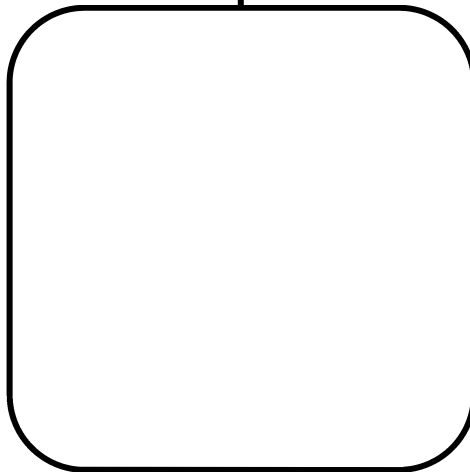


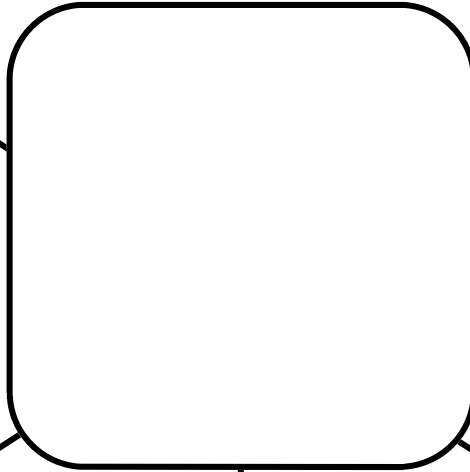

**The Solution**

**The Consequences of the Solution**

Name \_\_\_\_\_

Date \_\_\_\_\_

Class Period \_\_\_\_\_




Name \_\_\_\_\_ Date \_\_\_\_\_ Class Period \_\_\_\_\_


## Think Pair Share \_\_\_\_\_

**Directions:** Write your topic on the line above. Then, list the required information in the following areas as indicated.


**What I Thought about the Topic**



**What my Partner Thought about the Topic**



**What We Decided to Share**





Name \_\_\_\_\_

Date \_\_\_\_\_

Class Period \_\_\_\_\_

\_\_\_\_\_

\_\_\_\_\_

\_\_\_\_\_

Name \_\_\_\_\_ Date \_\_\_\_\_ Class Period \_\_\_\_\_

## Venn Diagram with 2 Ovals for \_\_\_\_\_ and \_\_\_\_\_

**Directions:** Write the two topics that are being compared and contrasted on the lines above and the taglines below. The shared area is what the two topics have in common. The outside areas show how the topics are different.

